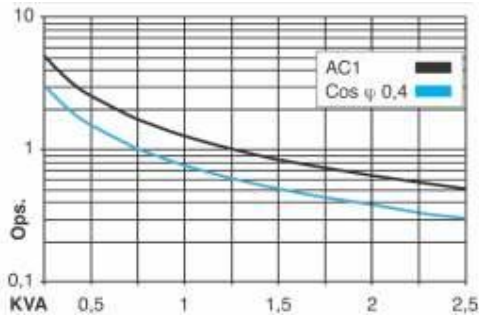
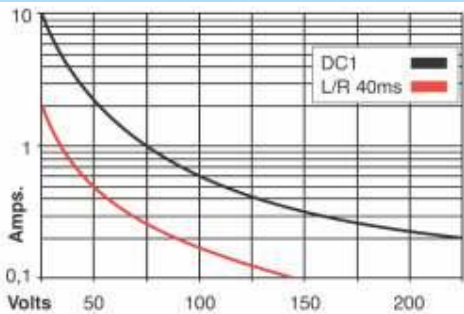


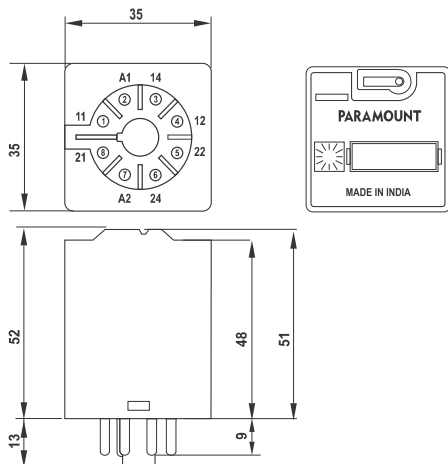
Graph 1 Electrical life, ops x 10⁶



Graph 2 Max. DC load



Dimensions in mm.



P3-2T



2C/O Bifurcated Contacts

6 A 250V AC1 0.5 A 110V DC1
6 A 30V DC1 0.2 A 220V DC1

Contacts

Materials : Standard AgNi
Optional 1 AgNi + Au 0.2 μ
Optional 2 AgNi + Au 5.0 μ
Max. Switching Current 6A
Max. Peak Inrush Current (20 ms) 30A
Max. Switching Voltage 250 VAC
Switching Power range 0.3 VA (W) to 2500 VAZC
Max. Contact Resistance 20m Ω
Max. AC Load (Table 1) 2.5 KVA
Max. DC Load (See Table 2) -

Coils (Ohms ± @ 20°C)

Pull-in Voltage ≤ 0.8xUn
Drop-out Voltage ≥ 0.1xUn
Nominal Coil Power 1.6 VA (AC / 1.3 W (DC))

VAC	Ohms	VDC	Ohms
6	3.15	6	33
12	13.3	12	116
24	52	24	480
46	240	46	1850
110	1120	110	9000
230	5600	220	29000

Insulation

Dielectric Strength (1 minute) : open contacts 1500 VAC
Between adjacent poles 2000 VAC
Between contacts and coil 2500 VAC
Insulation Resistance @ 500VDC Min. 200 MΩ
Isolation, IEC 61810-5 2.5 KV / 3

Specifications

Operate / Release & Bounce Time Max. for DC 8+3 / 3.5+8 ms
Operate / Release & Bounce Time Max. for AC 9+8 / 12+16 ms
Mechanical Life ops. 10 Million AC, 20 Million DC relays
Electrical life at Nominal load ≥ 100,000 ops.
Operating Frequency at nominal load 1200 / hour
Shock Resistance AK : > 10g
Vibration Resistance 5g 10.....150 Hz
Mounting Direction any
Storage -40°C to +85°C
Ambient Operating Temperature -40°C to +55°C (for AC relay)
Ambient Operating Temperature -40°C to +70°C (for DC relay)
Protection Standard IP 40
Weight app. 80 g

Standard Types

AC : 6, 12, 24, 48, 110, 230

T = Twin Contact

F = Mechanical Flag Indicator

P = LED Indicator

I = Lockable Push Button

R = RC Circuit

DC : 6, 12, 24, 48, 110, 220

F = Mechanical Flag Indicator

P = LED

I = Lockable Push Button

W = Free Wheeling Diode

Z = Polarity & Free Wheeling Diode

B = AC/DC Bridge Rectifier

P3-2T-F VAC

P3-2T-FP VAC

P3-2T-FPI VAC

P3-2T-FIR VAC

P3-2T-F VDC

P3-2T-FP VDC

P3-2T-FPI VDC

P3-2T-FPWI VDC

P3-2T-FPZI VDC

P3-2T-FPIB VAD

Suitable Sockets : S8D, S8LD

Approvals

